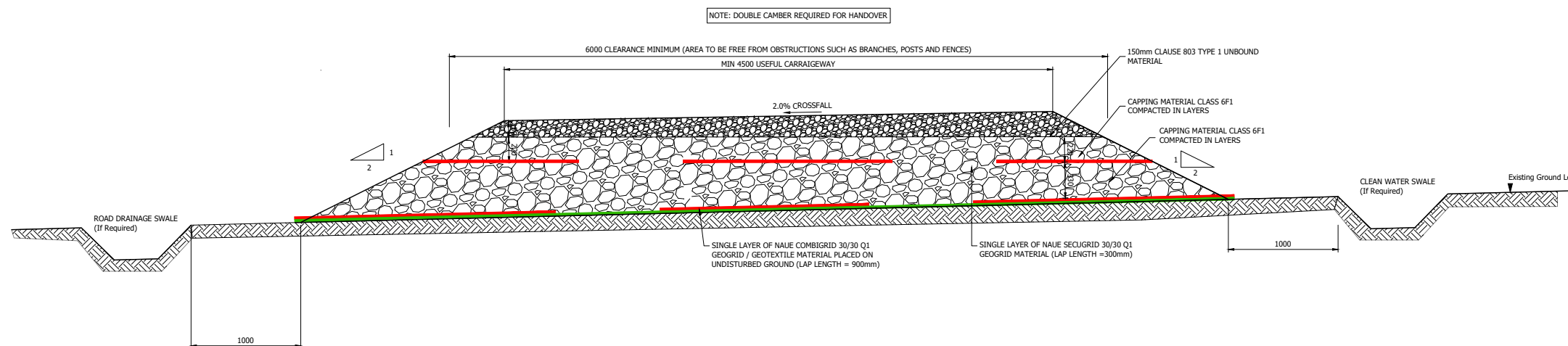


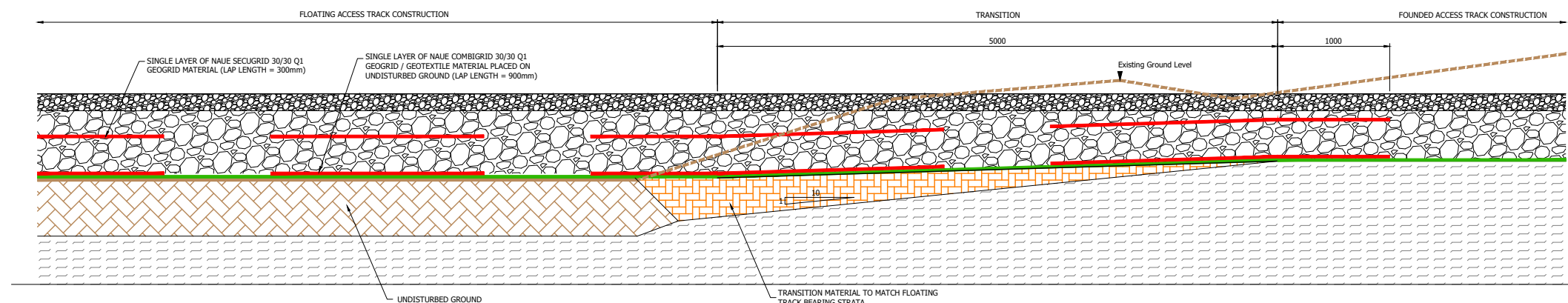
- NOTES:  
 1 FIGURED DIMENSIONS ONLY TO BE TAKEN FROM THIS DRAWING.  
 2 ALL DRAWINGS TO BE CHECKED BY THE CONTRACTOR ON SITE.  
 3 ENGINEER TO BE INFORMED OF ANY DISCREPANCIES BEFORE ANY WORK COMMENCES.  
 4 THIS DRAWING TO BE READ IN CONJUNCTION WITH ALL OTHER RELEVANT DRAWINGS AND SPECIFICATIONS.

THIS DRAWING IS NOT TO BE USED AS A CONSTRUCTION DRAWING.



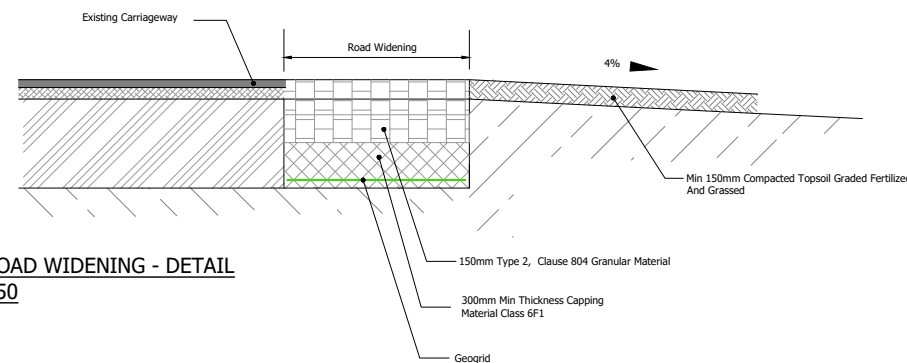
TYPICAL SECTION - NEW FLOATING ACCESS TRACK - (CBR = 1%)

SCALE 1:50



TRANSITION BETWEEN FLOATING AND FOUNDED TRACK

SCALE 1:50



PUBLIC ROAD WIDENING - DETAIL

Scale 1 : 50

rev.	modifications	D	C	A

P:\jod-joh\2026 Tirawley WF\700 Drawings\03 Planning\30 - Road Details\026-PL-301.dwg

Client

CONSTANT ENERGY LTD

Project

TIRAWLEY WIND FARM  
CO. MAYO

Stage

PLANNING

Title

ACCESS TRACKS  
CONSTRUCTION DETAILS  
SHEET 2

Scales

1:50 (A3)

Surveyed	Prepared	Checked	Approved	Date
JOD	JB	MG / DT	DK	APRIL 2026



© COPYRIGHT OF  
 JENNINGS O'DONOVAN AND PARTNERS LIMITED  
 FINISKLIN Tel (+353) 719 161 416  
 SLIGO Email. info@jodireland.com  
 IRELAND www.jodireland.com

@JOD\_Sligo Jennings O'Donovan & Partners Jennings O'Donovan

Job No.	Drawing no.	Revision
6289	PL-301	0